
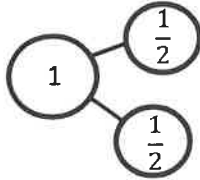


Name _____

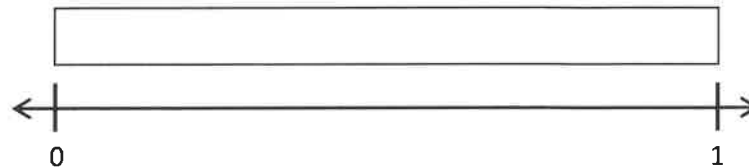
Date _____

1. Draw a number bond for each fractional unit. Partition the fraction strip to show the unit fractions of the number bond. Use the fraction strip to help you label the fractions on the number line. Be sure to label the fractions at 0 and 1.


a. Halves



b. Eighths



c. Fifths



2. Carter needs to wrap 7 presents. He lays the ribbon out flat and says, "If I make 6 equally spaced cuts, I'll have just enough pieces. I can use 1 piece for each package, and I won't have any pieces left over." Does he have enough pieces to wrap all the presents?
3. Mrs. Rivera is planting flowers in her 1-meter long rectangular plant box. She divides the plant box into sections $\frac{1}{9}$ meter in length, and plants 1 seed in each section. Draw and label a fraction strip representing the plant box from 0 meters to 1 meter. Represent each section where Mrs. Rivera will plant a seed. Label all the fractions.
- a. How many seeds will she be able to plant in 1 plant box?
- b. How many seeds will she be able to plant in 4 plant boxes?
- c. Draw a number line below your fraction strip and mark all the fractions.