

Name _____

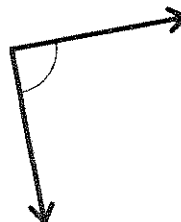
Date _____

1. Use the right angle template that you made in class to determine if each of the following angles is greater than, less than, or equal to a right angle. Label each as *greater than*, *less than*, or *equal to*, and then connect each angle to the correct label of acute, right, or obtuse. The first one has been completed for you.

a.

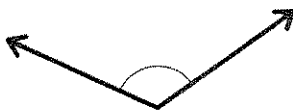


b.



Less than

c.

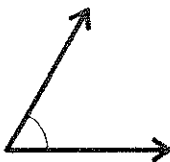


d.




● Acute ●

e.



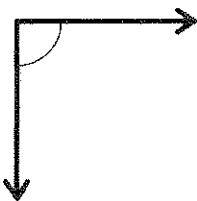
● Right ●

f.



● Obtuse ●


g.



h.




i.



j.



2. Use your right angle template to identify acute, obtuse, and right angles within this painting. Trace at least two of each, label with points, and then name them in the table below the painting.



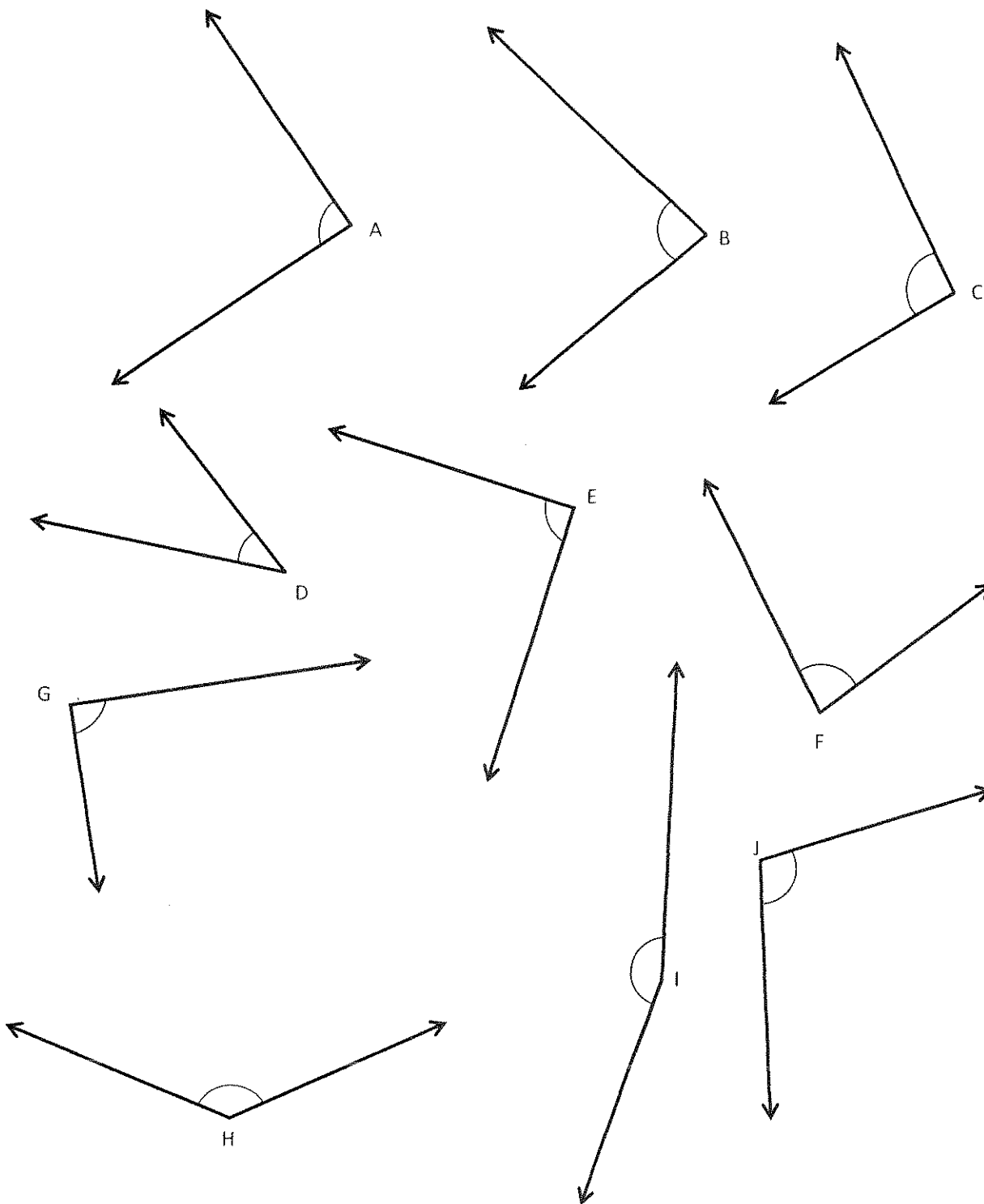
Acute angle		
Obtuse angle		
Right angle		

3. Construct each of the following using a straightedge and the right angle template that you created. Explain the characteristics of each by comparing the angle to a right angle. Use the words *greater than*, *less than*, or *equal to* in your explanations.

a. Acute angle

b. Right angle

c. Obtuse angle



angles