




Name _____


Pick a word from the box to finish each sentence.
Write it on the line.


a
is
look

1. Pip _____ a  .

2. Pip likes _____  .

3. Pam _____ a  .

4. I _____ at Pam. 

5. I _____ at Pip. 

© Pearson Education A



Home Activity This page helps your child learn to read and write the words *a*, *is*, and *look*. Work through the items with your child. Then help your child use these sentence frames to make more sentences: *Look at (name). (Name) is a _____.*