

Name _____

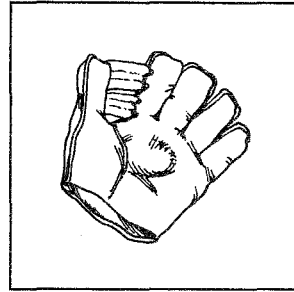
Lesson

First and Last Sounds


45




Handwriting practice lines consisting of a solid top line, a dashed middle line, and a solid bottom line. A shaded rectangular area is positioned between the middle and bottom lines. A solid black dot is on the middle line to the left of the shaded area, and another solid black dot is on the middle line to the right of the shaded area.



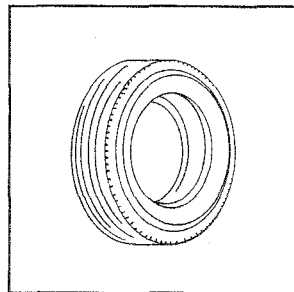
Handwriting practice lines consisting of a solid top line, a dashed middle line, and a solid bottom line. A shaded rectangular area is positioned between the middle and bottom lines. A solid black dot is on the middle line to the left of the shaded area, and another solid black dot is on the middle line to the right of the shaded area.



Handwriting practice lines consisting of a solid top line, a dashed middle line, and a solid bottom line. A shaded rectangular area is positioned between the middle and bottom lines. A solid black dot is on the middle line to the left of the shaded area, and another solid black dot is on the middle line to the right of the shaded area.



Handwriting practice lines consisting of a solid top line, a dashed middle line, and a solid bottom line. A shaded rectangular area is positioned between the middle and bottom lines. A solid black dot is on the middle line to the left of the shaded area, and another solid black dot is on the middle line to the right of the shaded area.



Handwriting practice lines consisting of a solid top line, a dashed middle line, and a solid bottom line. A shaded rectangular area is positioned between the middle and bottom lines. A solid black dot is on the middle line to the left of the shaded area, and another solid black dot is on the middle line to the right of the shaded area.

© Pearson Education, Inc.



Activity 7